




NEWSLETTER

PO Box 358 ~ Mountainhome, PA 18342
stationmuseum@gmail.com

PHONE NUMBER: (570) 481 – 4622
WEBSITE: www.barrethistorical.org

New Owners Rejuvenate a Mountainhome Treasure

Written by Darryl Speicher



S.S. Kresge

Many of us have wondered our whole lives about what lies behind the long stone wall that parallels Route 191 in Mountainhome. Known simply as the Kresge Estate to local residents few of us have had the pleasure of turning up the drive to visit the house that was once the home of a giant among American retailers, S.S. Kresge. Kresge owned two chains of department stores, one of which would later be renamed the 'Kmart Corporation'. Some of us might be familiar with Kresge himself, however, not many are aware of the estate's history or the fact that the beautiful house is nestled on 27 acres of Pocono forest.

The estate's true name is Green Gables a moniker given to it by the Swaine Family when it was built in 1914. S.S. Kresge moved onto the property in 1928 when he married Clara Swaine in October of that year. It would become their primary summer residence until his passing in 1966 at the age of 99. Following his death the property passed hands several times and was last owned by the Forbes family until purchased earlier this year by a group of associates that includes Lindy Fackler, Devin Marks, and Michael and Charidy Simmons who have been working to make Green Gables Estate a premier luxury getaway in the heart of the

(Continued on page 8)

[READ MORE](#)

Inside this Issue:

New Owners Rejuvenate a Mountainhome Treasure	Cover, Page 8	Barrett Paradise Friendly Library Display	Page 7
Presidential Message	Page 2	Supporting the Monroe County Historical Association	Page 7
Slate of Officers	Page 2	Chicken Fun	Page 8
Whoops, a mistake	Page 2	Helpful Hints	Page 9
Board of Directors	Page 3	Excursion Train From Steamtown to the Cresco	Page 10
Executive Officers	Page 3	Train Day Photos	Pages 10-14
Executive Committee	Page 3	BTHS Wordsearch	Page 15
Exec Committee Meeting Dates	Page 3	Historical Recipe	Page 16-17
General Membership Meeting Dates	Page 3	COVID Update	Page 18
Committee Reports	Page 4	A Gift That Keeps On Giving	Page 19
Upcoming Programs	Page 4	Mission Statement	Page 20
Program Recaps	Page 5	2024 Membership Drive	Page 20
BTHS Attends Civilian Conservation Corp Event	Page 6		

Presidential Message

Mickey was beaming. This is the answer I gave to everyone who asked how the Steamtown Excursion to the Cresco Station went in August. The day could not have been any more fabulous, wonderful, successful. This is all due to the tireless work of our dedicated volunteers. As one of those volunteers on train day I know how hectic things can get and I can't tell you everything that I did but I do have one vivid lasting memory. Every time I passed Mickey, glanced his way or saw him conversing with friends there was a broad well deserved smile on his face. So when he asked me how I thought the day was going I replied, "your smile says it all."

It has been my great honor to serve the Barrett Township Historical Society as President for the last three years and my fondest memories are of all the people I've had the great pleasure to serve with on the Executive Committee and Board of Directors. Although events like the celebration of trains and our community's cultural heritage may seem as if they go off smoothly there is so much effort that goes into the planning and preparation for these events the general public and our members never see. When an event is as successful as the Train Day in August we can all take pride in those efforts.

So it is difficult now to try and pen this final missive as the President. I have so many people to thank that I fear missing someone therefore I thank you all, my fellow officers, board members, volunteers and members for making my time in office a joyful experience. It is surprising how much I have learned about this place I call home in the last few years, and I recognize that there is so much more that I still don't know. It has been my association with all of you and I feel that these words do not convey how deeply I appreciate your help and encouragement in making the Barrett Township Historical Society one of the finest historic associations in the region.

I do not fear for the future of BTHS. Now that my term as President becomes a note in BTHS History there will be others among our community that will step up to carry on with our mission to preserve and educate the public about the incredible accomplishments of Barrett Township residents throughout time. This does not mean to imply that my dedication to BTHS is over. I plan to stay on in other capacities to assist in any way I can as the Barrett Township Historical Society blazes new trails into the future.

Darryl Speicher
BTHS President



Slate of Officers

President: Walter Lewis
Vice President: Darryl Speicher
Recording Secretary: Ellen Davis
Corresponding Secretary: Vacant
Treasurer: Claudia Shoemsmith-Fox

Board of Directors
Jayne Blair
Mary Price
Patti O'Keefe
Dotty Telesky
Laurie Dunlap

BTHS would like to thank Hannelore Gaupp and Marie Guidry for their years of service to BTHS. Hanelore as Corresponding Secretary and Marie Guidry as a board member and Vice President of the Executive Committee.



Whoops, a Mistake...

If there is something that needs to be corrected, speak-up. Please email me at alesiaallo@yahoo.com or give me call/text at (570)972-6422.

2024 Board of Directors

Jayne Blair Mary Price Marie Guidry Claudia Shoemith-Fox Patti O’Keefe

2024 Executive Officers

President	Darryl Speicher
Vice President	Walter Lewis
Recording Secretary	Ellen Davis
Corresponding Secretary	OPEN
Treasurer	Claudia Shoemith-Fox

2024 Executive Committee

<u>Archivist for LRC & CSM</u>	Consolidated in LRC & CSM activities
Cresco Station Museum	Mickey Miller & Joanne Seese
Curator for LRC & CSM	Joanne Seese
Finance	Claudia Shoemith-Fox
Grants	Cherylyn Rushton
Historian	Jacqueline Magann
Hospitality	OPEN
Information Systems	Jim Bibber
Library Research Center	Jacqueline Magann & Joanne Seese
Membership	Cathy Stout
Newsletter	Alesia Gallo, Editor & Jacqueline Magann, Co-Editor
Oral Tradition	OPEN
Programs	Mary Price & Malinda Bender, Co-Chairs
Publicity	Alesia Gallo
Research	OPEN
Ways & Means Committee	Walter Lewis

Exec Committee Meeting Dates

Executive Committee meetings are held on the 2nd
Monday at 3 pm monthly at LRC
October 14
November 11
December 9
January 13


General Membership Meeting Dates

Friendly Community Center
October 18 @ 2:00pm
November 15 @ 2:00pm
December 14 @ 12pm to 2pm (Open House)
January—No Meeting

Committee Reports

Cresco Station Museum

Mickey Miller & Joanne Seese



Painting donated to CSM by Douglass Wilkins



Douglas Wilkins Donates Painting

Library Research Center

Jacqueline Magann

Volunteers continue to sort and file donated archives. We are in the process of rehangng the revolving display of the collection of John James pen and ink sketches donated by Maryann and Mickey Miller. Plans are being formulated to build a handicap walkway and the building of a glass enclosed bookcase to house the Barrett Tax collection. Our workday is still Tuesdays from 10 am to 2 pm. if you have time to volunteer. One ongoing project is to make a booklet of World War II veterans available with names and information collected long ago by Lee Ann Dyson.



Upcoming Programs

October 18, 2024 @ 2 pm

“Trivia Round Three with a Twist” by Vic Vaccaro (aka Darryl Speicher)

Now that fall is here and Halloween is right around the corner we have decided to do a Halloween trivia for your enjoyment. So dig into your bag of tricks and show up for the fun. Bring your family or friends along for a spooky good time. Everyone is invited! Refreshments will be served.

November 15, 2024 @ 2 pm

“Monroe County Memorializes It’s Great War Heroes by Jim Werkheiser”

Come and join us in paying tribute to the young men who served their country during the Great War of 1917-1918. Mr. Werkheiser will share his wealth of information with regard to the this war and America’s involvement. Refreshments will be served.

December 14, 2024 from 12 pm to 2 pm

Barrett Township Historical Society Open House at the Friendly Community Center

Come join us in celebrating the holiday. Everyone is invited. Ruth Kochera will be entertaining us with Christmas music. Refreshments will be served(Note: This is a Saturday.)

Program Recaps

Our program for July was “An Introduction to Beekeeping” by Peter Gonze

The honeybee has an interesting history with complex origins. Honeybees date back 150 million years with evidence pointing to South and Southeast Asia. The honeybee was brought here in the 1600's. They evolved from wasps and range from 1/8" in size to 2" with the Queen bee being the largest. There can be 40-60 thousand bees in a hive which consists of worker bees which are all female, drones who are males and the Queen. The primary job of the male honeybee is to fertilize the eggs. There are 7 different types of honeybees and they feed on flowers. It takes 2 million flowers visited to produce 1 pound of honey. Honeybees are multiplying while native bees are in decline. The reason for decline in native bees is mostly due to pesticides while honeybees because they are being managed are better protected. Peter also brought a Longstroth bee hive with him as an example for us to see. He currently has 4 hives which he takes care of. There is definitely a lot of work to keep the hives healthy. But oh boy was the honey sample delicious!

Fun Fact: Only the female honeybees can sting. They can only sting once and then they die.

Do you know the difference between a Bee Keeper and a Bee Haver?

Our program for August was “The Great Solar Eclipse and Other Astronomical Oddities” by Darryl Speicher.

Darryl explained the three types of eclipses—partial, annular and total. A total eclipse occurs when the Moon passes between the Earth and Sun obscuring the view of the Sun from a small part of the Earth either partially or totally. It is interesting that 4 state capitals were in the path of totality with a total of 30.3 miles only on April 8, 2024. On average 2-3 solar eclipses occur per year somewhere on Earth. The students and guests at Evergreen Community School held a solar eclipse viewing complete with glasses.

Our program for September was “Forest Bathing” by Joshua Heath. In 1980 Japan developed this practice, known as ShinRin-Yoku, when a spike in mental health issues was discovered after many of the population then living in the mountains started moving into the cities. “Walking meditation” became part of the standard health care system. Basically, it is spending time in nature absorbing the sounds and smells around you as you walk through a forest or just find a place to rest, closing your eyes and being aware of your surroundings. They found there were many benefits health-wise to be gained from this practice including lowering your anxiety or stress level and lowering your blood pressure. The effects of this practice can last 2-3 days depending on the amount of time spent in the forest. Since fall weather is upon us this would be an excellent time to get out and walk in a forest or park or just find a favorite place to sit in your backyard, close your eyes, take some deep breaths, and just relax!



RETURN TO
HOME PAGE



BTHS Attends Civilian Conservation Corp Event

The Civilian Conservation Corp event at Promise Land State Park was held August 10th with the Barrett Township Historical Society represented there. Lincoln Logs at the BTHS table were used to build and enjoy by both children and their fathers!



Barrett Paradise Friendly Library Display

Murphey's display is of handcrafted necklaces, earrings, & bracelets she makes & sells locally. Marco, her husband, has made the backdrop which adds eye catching color to really getting you noticing her items. She will have a table at the train event this August 25th. The next display for October/November will be handcrafted Native American baskets since October is Native American Recognition month.



Supporting the Monroe County Historical Association

The Barrett Township Historical Society will be purchasing a brick paver containing the name of our Society and the founding date to be placed in the "Kinsley Family Courtyard" at the Stroud Mansion as part of the Heritage Center addition. The cost of the paver is \$250. If you would like to donate toward this purchase, it would be appreciated. Your check can be made out to the Barrett Township Historical Society and mailed to the Society at P.O. Box 358, Mountainhome, Pennsylvania 18342. Please mark your check with "paver" in the bottom left-hand corner. As part of the program, we have been invited to participate in a guided tour upon completion of the project sometime in 2025.

RETURN TO
HOME PAGE



(Continued from Cover—New Owners Rejuvenate a Mountainhome Treasure)

Poconos.

In May the group held an open house inviting their neighbors to see what they have planned for the property. The main house has ten bedrooms and the carriage house two more. Rather than offering individual rooms, the associates have marketed the resort to groups for special events such as wedding parties and family reunions. They not only have taken great pains in restoring the buildings and other amenities but are concerned with the health of the natural surroundings. According to Devin they want to better understand the forest, the trees and wildlife of the property, to become better stewards of the land. He has read that S.S. Kresge planted many trees, both native and exotic, on the property and at one point had it declared an arboretum. Trails have been established and maintained on the property so that guests can get out and stroll among the trees and enjoy the tranquility of nature as Clara Swaine may have done 100 years ago.

Green Gables offers much more than an opportunity for quiet contemplation. There is a swimming pool, tennis and pickle ball courts and a disc golf course. Guests can also try their hand at kayaking on a small pond. Lindy and her colleagues have done a wonderful job at creating a resort that recalls the heyday of Barrett Township's resort culture. Lindy has informed us that they hope to host another open house to let the community see what the old "Kresge Estate" looks like now. They have not yet set a date for such an event; but, when they do, it is well worth it to turn up the drive, through the opening in the long stone wall, and see it for yourself.

If you would like to take a virtual tour of Green Gables visit them on the world wide web at: <https://greengablesretreat.com/>

Chicken Fun

By Jacqueline Magann



No doubt about it, Mary Price has fallen in love with her chickens! Denise Bender and Mary had great fun creating the lively chicken wall quilt for Mary as pictured.



Helpful Hints

Taken from Archives at BTHS LRC

Helpful Hints for Winter Living (no guarantees by your Editor)

Source: "Compendium of Cookery and Reliable Recipes together with The Book of Knowledge."
Published 1890

FIRE KINDLERS --Take a quart of tar and three pounds of resin, melt them, brine to a cooling temperature, mix with as much sawdust, with a little charcoal added, as can be worked in; spread out while hot upon a board, when cold break up into lumps the size of a large hickory nut, and you have, at a small expense, kindling material enough for a household for one year. They will easily ignite from a match and burn with a strong blaze, long enough to start any wood that is fit to burn.

TO PREVENT PUMPS FROM FREEZING --Take the lower valve in the fall, and drive a tack under it, projecting in such a way that it cannot quite close. The water will then leak back into the well or cistern, while the working qualities of the pump will not be damaged.

TO PREVENT SNOW-WATER OR RAIN FROM PENETRATING THE SOLES OF SHOES OR BOOTS IN WINTER --This simple and effectual remedy is nothing more than a little beeswax and mutton suet, warmed in a pipkin until in a liquid state. Then rub some of it lightly over the edges of the sole where the stitches are, which will repel the wet, and not in the least prevent the blacking from having the usual effect.

THE HUNTER'S SECRET-- To catch game, such as mink, muskrats, weasels, raccoons, otter, etc. Take one ounce of valerian, 4 ounce of commercial musk, one pint of whiskey--mix together, and let it stand for two weeks. Put a few drops of this on your bait.


Venison, when young, will have the fat clear and bright, and this ought also to be of considerable thickness. When you do not wish to have it in a very high state, a knife plunged into either haunch or the shoulder, and drawn out, will by the smell enable you to judge if the venison is sufficiently fresh.

With regard to venison, which, as it is not an everyday article of diet, it may be convenient to keep for some time after it has begun to get high or tainted, it is useful to know that the animal putrefaction is checked by fresh burnt char-coal; by means of which, therefore, the venison may be prevented from getting worse, although it cannot be restored to its original freshness. The meat should be placed in a hollow dish, and the charcoal powder strewed over it until it covers the joint to the thickness of half an inch.

FOR SORE THROAT--Cut slices of salt pork or fat bacon; simmer a few moments in hot vinegar, and apply to throat as hot as possible. When this is taken off, as the throat is relieved, put around a bandage of soft flannel. A gargle of equal parts of borax and alum, dissolved in water, is also excellent. To be used frequently.

A GOOD CURE FOR COLDS--Boil two ounces of flaxseed in one quart of water; strain and add two ounces of rock candy, one-half pint of honey, juice of three lemons, mix, and let all boil well; let cool, and bottle. Dose: One cupful on going to bed, one-half cupful before meals. The hotter you drink it the better.

COUGH CANDY --CHEAP, SAFE, AND EXCELLENT--Take equal parts of Boneset, Spikenard, Elecampane, Comfrey, and Wild Cherry bark; make a strong decoction; to every pint of this decoction add molasses a pint; extract of licorice, four ounces, and honey four ounces. Boil down to a proper consistency for forming a candy, then add oil of tar, one drachm; essence of sassafras, two teaspoonfuls. Work it up into a candy form by hand in the usual way. It may be given freely.



RETURN TO
HOME PAGE

Excursion Train From Steamtown to the Cresco Station Museum

Our first train of the season pulled into the Cresco Station on Sunday, August 25th on a weather perfect day. Art work was displayed by John James and Douglass Wilkins. Douglass donated an original painting of the Cresco Station complete with train to the Society. There was much to enjoy including music by Curve Ball Jazz with vocalist Vonya Galunic, classic cars by Pocono Mountain Classics, Cook's Corner with their food truck and ice cream and sodas were provided by the Historical Society. Local vendors added to the shopping and the Barrett Paradise Friendly Library had fun things for all the kids to do. There were also carts for transportation back and forth from the parking area provided by the Weiler Corporation.

Thanks to all our participants for making the day a great success! If you missed all the fun, food and good times, be sure to mark your calendars for the **"Fall Foliage Train"** from Steamtown coming on October 13th.

****See the next few pages for some great photos of the event! A big thanks to our photographers!*



Photos by Malinda Bender



Pocono Mountain Classics



Stonewall Gardens



Barrett Paradise Friendly Library Activity



Barrett Township Pack 89



#1 Train Has Arrived



Ice Cream and Soda



Barrett Township Historical Society

Photos by Malinda Bender (continued from page 11)



Linda Jacobson's Crafts



What Fun!



Pocono Mountain Classics




Mickey Miller with Donated Painting



All Aboard!



Photos by Andrew Davis



Photos by Andrew Davis (continued from page 13)



BTHS Word Search October 2024

S C H R W C M U D M Y T S I K
 V J J U T R A I N Q F Y W L F
 D A A L E P P R E S I D E N T
 W C Q N S X J B J P M A A N C
 A H U Y B O C T O B E R A G O
 R I I S I H K U I K R K M R N
 R C L V T Z E N R G Q F B E S
 H K T G G E M R O S P Y E E E
 W E J L W J A K I N I R N N R
 K N I V C R J M F T P O T G V
 R J V G R P K K T Q A S N A A
 E A H G G I J J V O U G H B T
 S M I O L A N K F A W R E L I
 G E V P A I N T I N G N Y E O
 E S W L I N Z E R T V A D S N

Conservation

Green Gables

Excursion

Train

Steamtown

President

Chicken

Quilt

Painting

Heritage

Kresge

October

Linzer

James

Historical Recipe Side by Side: Linzer Torte, circa 1653

by Mary Kate Reeves-Hoché

The Austrian Linzer torte is considered one of the world's oldest cake recipes. The Linzer torte is said to have originated in Linz, Austria, where a recipe was found dating from 1653. If you're unfamiliar with a Linzer torte, it is a shortcrust pastry made from sugar, almonds, butter, flour, and spices. The crust is crumbly, traditionally filled with a red currant jam, and served like a pie. Other fillings like raspberry, strawberry, or plum jams are not uncommon. The torte is topped with a classic lattice made with the same dough as the crust.



Linzer torte cookies are sandwich cookies that are tasty, smaller, and some, might say, more creative than the torte. You can usually find the torte during holidays, and the cookies are found year-round in bakeries in Austria.

Linzer Torte, circa 1653

Firstly, create a pile of flour on the work surface, use generous nobs of butter, and rub between the fingers into the flour to create a light crumb. Flavor with the cinnamon, a pinch of ground cloves and a little salt, together with lemon rind or lemon juice and ground nuts. Work quickly to form a smooth short pastry, shape into a ball, cover, and leave to rest in a cool place for approx. 30 minutes.

Next, stoke the fire so that the oven is moderately hot. Grease a suitably sized cake tin and then dust with the bread crumbs to prevent the dough from sticking.

Now press a little over half of the dough onto the base of the tin using your knuckles. Shape the remaining dough into several small rolls (for the lattice) and one thicker roll (for the edge). Cover the pastry base with the red current jam* you made earlier, leaving the edges clear to adhere the lattice. Place the thicker roll into the tin as an edging, and press down gently. Use the thinner rolls to create a lattice.

Coat the dough with beaten egg and bake in the pre-heated oven for 50 – 60 minutes. Take out the tart, leave to cool, and ideally leave to stand for a day. Dust with icing (powdered) sugar before serving.

* Red current Jam – make with one pound of red currents. Washed, stems removed, and simmered in a pot with one cup sugar for 15 to 20 minutes. Currents will burst. Cook until thickened. Let cool.

Linzer Torte, Current Recipe**

** Note: all the current recipes that I looked up for the Linzer Torte were nearly identical with a few minor tweaks in the order in which something was done or whether two eggs or two yolks were used. Accordingly, I present one that is basically the current recipe you will find if you were to search for one.

Ingredients:

$\frac{3}{4}$ cup butter

1 cup sugar

1 teaspoon grated lemon rind

2 eggs

1 cup all-purpose flour

1 cup almond flour

$\frac{1}{2}$ teaspoon ground cinnamon

$\frac{1}{4}$ teaspoon ground clove

$\frac{1}{4}$ teaspoon salt

8 oz jar of red current jam or other red jam such as raspberry

Beat the butter until soft, Add the sugar to the butter and blend until light and creamy.

Add the grated lemon rind to the butter and sugar.

Then beat in, one at a time, the 2 eggs.

Mix all the dry ingredients and gradually add to the above mixture and mix well.

Divide the dough in half and chill for 30 minutes.

Use one half of the dough to line the bottom of a tart pan with a removable bottom or a spring-form pan. Cover pastry with jam. Using the other half of the dough, roll it out and cut strips to make a lattice work on the top of the jam layered pastry.

Bake at 325 for 50 minutes.

Let cool and before serving dust with Confectioners' sugar.

Sources:

Read More: <https://www.foodrepublic.com/1366125/worlds-oldest-dishes-where-they-are-today/>
accessed 30 August 2024

Linzer Torte, Encyclopedia of European Cooking, 1962

Linzer Torte, Joy of Cooking, 1976

Linzer Torte, The New Best Recipe, 2007

RETURN TO
HOME PAGE



What's new with COVID-19?

By Mary Kate Reeves-Hoché

What's new with COVID-19? The main thing is that it's still here and will be, probably, for the rest of our lives. Similar to influenza, COVID has established itself as a year-round virus with the ability to mutate and spread. It's ability to mutate is what allows it to continue to live and infect hosts (humans).

An updated vaccine was recently released. The new shots target a COVID-19 (SARS-CoV-2) strain called KP.2, and they are expected to provide protection against severe illness, hospitalization, and death related to COVID.

The Centers for Disease Control and Prevention (CDC) recommends that everyone ages 6 months and older get one of the updated vaccines. Pfizer's and Moderna's updated mRNA vaccines are fully approved for everyone ages 12 and older, and each has a Food and Drug Administration (FDA) emergency use authorization (EUA) for infants and children ages 6 months through 11 years.

The CDC continues to advise that 4 months should be spaced between COVID-19 vaccinations, and that if you have recently had a COVID infection you may wait 3 months prior to being immunized again as you will have natural antibodies.

CDC has reviewed the available scientific evidence and concluded that people may get flu, COVID-19, and RSV vaccines at the same visit.

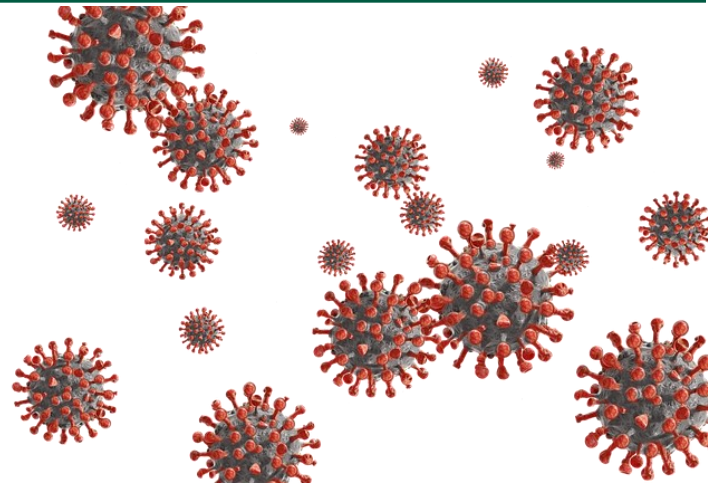
Information provided in BTHS articles is for general informational purposes only. No content in the articles should ever be used as a substitute for medical advice from your doctor or other qualified clinician. Always seek the individual advice of your health care provider with any questions you have regarding your risk factors as they relate to COVID-19.

Sources:

Variants: <https://www.cdc.gov/coronavirus/2019-ncov/variants/index.html> accessed 8/15/2024

Vaccine Recommendations: <https://www.cdc.gov/ncird/whats-new/cdc-updates-vaccine-recommendations-july-2024.html> accessed 8/30/2024

Getting Multiple Vaccines: <https://www.cdc.gov/ncird/whats-new/how-to-get-your-vaccines.html> accessed 8/30/2024



RETURN TO
HOME PAGE



A Gift That Keeps On Giving

By Jacqueline Magann

Many years ago Maryann and Mickey Miller commissioned artist, John James, to produce pen and ink pictures of local long ago scenes in the Barrett community. The sketches measure about 18" x 24". The commission grew into a collection that hung in the Theo B. Price store before it was sold. The collection has been donated by Mickey Miller to the Barrett Township Historical Society for which we are forever grateful. The collection hangs by rotation at the Society Library and Research Center on Sand Spring Road opposite the Cresco Station Museum. Along the way Maryann and Mickey gave permission to the Society to have these sketches reproduced in the form of note cards which are today sold as fund raisers for the Society. The gift keeps giving! The cards are available at the Cresco Station Museum and the Library Research Center. A pack of 12 cards are sold for \$12.00. The sketched note cards may also be framed as a gift like the Mountainhome One Room School House, circa 1900.



The Mountainhome School



Sequins Store

Mission Statement

Mission statement of the Barrett Township Historical Society is to promote the history of Barrett Township and surrounding areas. The service of the Society is dedicated to educating diverse audiences through a variety of resources and programs. Specific goals include:

- I. Preserve and disseminate information about the township and its people through the support and maintenance of a historical file and a research center
- II. Promote and encourage historical research and study, particularly the discovery, collection, preservation and publication of the history, historical records, data, writings and speeches pertaining to Barrett Township
- III. Collect and preserve archival materials including books, newspapers, maps, genealogies, manuscripts, letters, journals, film footage, radio and video tapes and oral histories.
- IV. Collect and preserve historical artifacts including portraits, paintings, engravings, relics and other objects and materials which illustrate various traditions and cultures of the township.
- V. Collect information relative to the growth and development of the population, wealth, education, agriculture, arts, manufacturers and commerce of the township.
- VI. Develop and present educational opportunities to all age groups, including on-site and outreach opportunities to school groups, elder groups, service clubs and the community at large.



Barrett Township Historical Society

New Membership

Membership Renewal

Last Name _____ First Name(s) _____

Address _____

City _____ State _____ Zip _____

Phone _____ Email _____

Regular Membership

Individual \$20.00

Family \$30.00

Business/Organization
\$50.00

Sustaining Membership

Friend \$51.00 - \$99.00

Patron \$100.00 - \$249.00

Angel \$250.00 - \$499.00

Lifetime Membership

\$500.00 and Up

Additional Donation \$ _____ enclosed

Please check this box if you do NOT agree to receive the newsletter via email

Please make checks payable to Barrett Township Historical Society and mail check and membership form to:

**Barrett Township Historical Society
PO Box 358
Mountainhome, PA 18342**

Visit our website at www.barretthistorical.org